

POWERLUX & HYPERLUX



995 & 1560 lumens; over 500 & 770 lux @ 1 metre



Multi-voltage (10-32V)



Waterproof to IP67



PIR option available (24V only)



Robust construction with unique impact deflection design



E-type approved







POWERLUX (SI3_5-1MV)

TECHNICAL SPECS OVERLEAF 
MARCH 2017



DESIGNED FOR MULTI-SECTOR APPLICATIONS

 10 YEAR WARRANTY	 BRIGHTER X2	 E-TYPE APPROVED	 MADE IN THE UK
---	--	--	---



POWERLUX & HYPERLUX

Long life, high intensity Cree LEDs - This technology produces a clean white light and creates a safe working environment. The Powerlux will comfortably provide you with over 500 lux @ 1 metre and an average illuminance of more than 20 lux, which is the minimum suggested for lighting in the workplace.

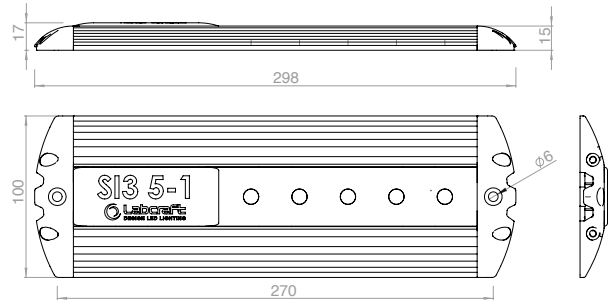
Multi-voltage (10-32V) - Engineered to suit a broad range of vehicles and their voltages, the circuitry can withstand changes in voltage and will provide a constant light output.

Waterproof to IP67 - Both units are suitable for installation in a variety of environments, including refrigerated vehicles.

PIR option - The PIR Powerlux (SI3_5-1/2PIR) is available in a 24VDC version. It senses movement and will turn off after 5 mins, ensuring that energy isn't wasted and therefore increasing battery life. If continuous movement is detected then the lights in the vehicle will remain on.

HYPERLUX (SI3_5-3MV)

POWERLUX PIR (SI3_5-1/2PIR)



SPECIFICATION

ALL DIMENSIONS HAVE A TOLERANCE OF +/-1mm

	12VDC	SI3_5-1MV (12V)	SI3_5-3MV (12V)	
Voltage Range	VDC	10-32	10-32	
Average Current	A	0.67	1.25	
Light Output	lm	995	1560	
Watts	W	8W	14.5W	
Weight	kg	0.46	0.46	
Temp. Range	°C	-30 to +40	-30 to +40	
IP Rating	IP	IP67	IP67	
	24VDC	SI3_5-1MV (24V)	SI3_5-3MV (24V)	SI3_5-1/2PIR (24V)
Voltage Range	VDC	20-28	20-28	20-28
Average Current	A	0.32	0.6	0.37
Light Output	lm	995	1560	885
Watts	W	8W	14.5W	9W
Weight	kg	0.46	0.46	0.46
Temp. Range	°C	-30 to +40	-30 to +40	-30 to +40
IP Rating	IP	IP67	IP67	IP67

E & OE | Calculations based on average LED values @ 13.2V (for 12V models) and @ 26V (for 24V)

