


# LED STEPLITE



139 lumens of clean white light



Low power consumption - only 1.4W



Choice of 2 trim colours



Stylish, compact, low profile design



Quick and easy to install



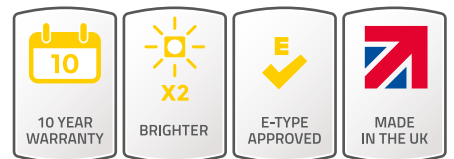
Waterproof to IP66 option available



TECHNICAL SPECS OVERLEAF   
MARCH 2017



DESIGNED FOR MULTI-SECTOR APPLICATIONS



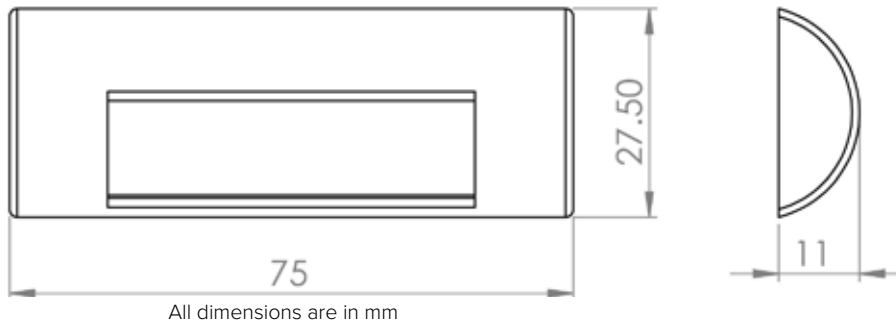
# LED STEPLITE

**Long life, high intensity Cree LEDs** - The Steplite uses the latest in LED technology offering optimum performance and extended life, reducing vehicle downtime and increasing productivity. The Steplite uses only 1.4W to produce 139 lumens of clean white light, creating a safer, more productive working environment.

**Choice of 2 trim colours** - The half open Steplite surround is available in a choice of grey or white. The half open surround directs the light downwards to illuminate applications such as steps, and a fully open surround will soon be available to give a wider spread of light within enclosed spaces such as lockers. The tough opaque polycarbonate lens diffuses the light to create a single source light effect giving a bright, even wash of light.

**Quick & easy to install** - This stylish, low profile product has been designed with only 2 fixing points making it quick & easy to install. Your choice of stylish trim simply clips over the top for your preferred angle of light.

**Waterproof to IP66 option** - The standard unit has an IP50 rating making it suitable for all interior applications and an IP66 option is available for exterior applications, such as step lighting, or where the area is cleaned using a pressure washing system.



## SPECIFICATION

ALL DIMENSIONS HAVE A TOLERANCE OF +/-1mm

		SP1 (12V)	SP1/2 (24V)
Voltage Range	VDC	10-14	20-28
Average Current	A	0.12	0.06
Light Output	lm	139	139
Watts	W	1.4W	1.4W
Weight	kg	0.00	0.0
Temp. Range	°C	-30 to +40	-30 to +40
IP Rating	IP	IP50	IP50

E & OE



DESIGNED, DEVELOPED AND MANUFACTURED IN **GREAT BRITAIN**